

# ROBBINS®

PHOTO: Shenandoah, Ash, HPEA671W

This room scene is for illustrative purposes only. No two floors are ever the same. These natural wood planks have a high level of variation which can include knots, mineral streaks, color, and grain variations. Nature individualizes each plank to show its unique beauty.

## TIMBER LEGENDS™ | DENSIFIED HARDWOOD With ArmorWood™ Densified Wood Technology

### A Historical Legacy With Unmatched Durability

Our Timber Legends™ collection is an ode to the coveted, historic, and once thought lost Loblolly pine. By combining careful and sustainable logging practices, with our densified wood technology, Timber Legends is a revolutionary breakthrough in hardwood flooring. It's a collection that honors the past but is reimagined for the future.

Timber Legends pays homage to Loblolly pine, known for its dense, strong and rot/insect/resistant wood. Nearly logged to extinction in the 1990s, only a small fraction of the original forests remain today. In collaboration with Menominee Tribal Enterprises, known for sustainable logging practices for 160 years, Timber Legends is made from a readily available and managed resource that will be available for future generations. It is enhanced to be the most scratch and dent resistant wood flooring available – and with a sustainability story that is equally as existing.

LIFETIME LIMITED  
RESIDENTIAL WARRANTY

10-YEAR LIMITED  
COMMERCIAL WARRANTY



6X More  
Dent Resistance



4X More  
Scratch Resistance



Available in 6  
Unique Species



Waterproof\*  
\*See Warranty For Details



100% Real  
Hardwood



Scan to learn more about  
Timber Legends™ Densified  
Hardwood Flooring



Inhibits the  
Growth of Bacteria



MADE IN THE USA  
with global and domestic components.



\*See warranty for details.



## The ArmorWood Densified Wood Technology Advantage

Timber Legends utilizes our patented technology of heat and pressure to create a revolutionary hardwood floors that's 100% natural and tougher than typical hardwood.

### #1 IN DENT RESISTANCE

When tested for indentation resistance by ASTM D2394, a 2" weighted metal ball is dropped from a 60" height and indent impact levels are measured - Timber Legends performed best!




SPC




LAMINATE



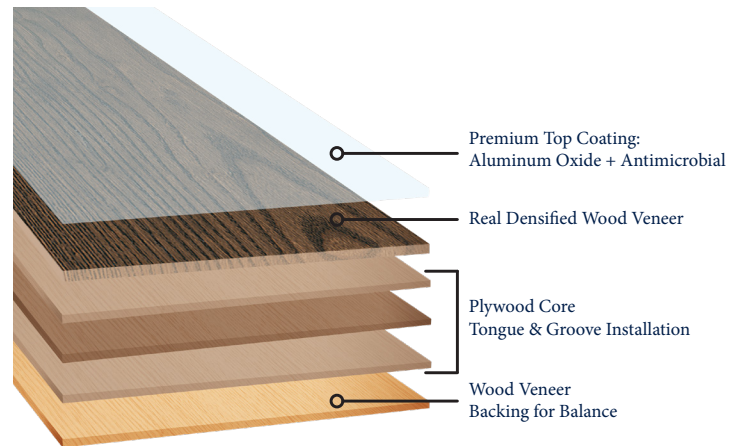
ENGINEERED WOOD



SOLID WOOD



TIMBER LEGENDS



### DOG SCRATCH TEST

Timber Legends has equivalent performance as SPC and Laminate along with being superior to Traditional Solid and Traditional Engineered Wood.




SPC




LAMINATE



ENGINEERED WOOD

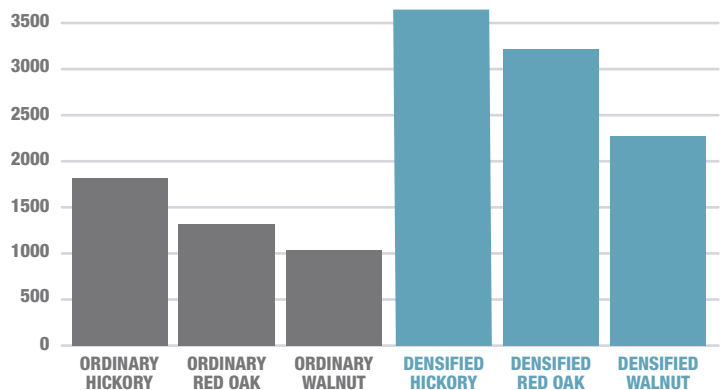


SOLID WOOD



TIMBER LEGENDS

### JANKA HARDNESS OF DENSIFIED VS. ORDINARY HARDWOOD



### TIMBER LEGENDS – THE TOUGHEST FLOOR EVER MADE!

Our patent pending process uses simply heat and pressure to close the open cells in hardwood and desifies the wood making it the hardest flooring on the market.

## ASH



**Shenandoah**  
7-1/2" HPEA671W



**Natural**  
7-1/2" HPEA691W

## CHERRY



**Natural**  
7-1/2" HPEC661W

## WALNUT




**Natural**  
8-1/2" HPEW801W


## PINE



**Native Pine**  
7-1/2" HPEP651W



**Southern Lake**  
7-1/2" HPEP621W



**Long Leaf**  
7-1/2" HPEP631W



**Cone Brown**  
7-1/2" HPEP641W



**White Maple**  
7-1/2" HPEM611W

## RED MAPLE



**Light Maple**  
7-1/2" HPEM681W

## TIMBER LEGENDS™ DENSIFIED HARDWOOD

SPECIES	Ash, Cherry, Pine, Maple, Red Maple, Walnut	THICKNESS	7-1/2": 7/16" 8-1/2": 1/2"	CONSTRUCTION	Densified Wood	LIGHT SENSITIVITY	Moderate
WIDTH	7-1/2", 8-1/2"	GLOSS	Low	FINISH	Urethane		
TEXTURE	Wire-Brushed	FACE VENEER	7-1/2": 2.0 mm - Sawn 8-1/2": 3.0 mm - Sawn	STRUCTURE	Plywood Core		
EDGE DETAIL	Micro-beveled edges and ends			LENGTH	96" max, 10" min		
INSTALLATION	Staple with Glue Assist; Below / On / Above Ground Level			WARRANTY	Lifetime Limited Residential 10-Year Limited Commercial		
CARTONS PER PALLET	7-1/2": 48 8-1/2": 40	SQ FT PER CARTON	7-1/2": 28 8-1/2": 32	SQ FT PER PALLET	7-1/2": 1344 8-1/2": 1280	PALLETS PER TRUCK/ CONTAINER	7-1/2": 20 8-1/2": 17

## MATCHING TRIMS

	QUARTER ROUND	T-MOLDING	REDUCER STRIP	THRESHOLD	STAIRNOSE
Shenandoah	TQ0AS1088LW	TM0AS1088LW	TR4AS1088LW	TH0AS1088LW	TS4AS1088LW
White Maple	TQ0MA1082LW	TM0MA1082LW	TR4MA1082LW	TH0MA1082LW	TS4MA1082LW
Natural Walnut	TQ0WA1081LW	TM0WA1081LW	TR5WA1081LW	TH0WA1081LW	TS5WA1081LW
Native Pine	TQ0PN1086LW	TM0PN1086LW	TR4PN1086LW	TH0PN1086LW	TS4PN1086LW
Southern Lake	TQ0PN1083LW	TM0PN1083LW	TR4PN1083LW	TH0PN1083LW	TS4PN1083LW
Natural Cherry	TQ0CH1087LW	TM0CH1087LW	TR4CH1087LW	TH0CH1087LW	TS4CH1087LW
Long Leaf	TQ0PN1084LW	TM0PN1084LW	TR4PN1084LW	TH0PN1084LW	TS4PN1084LW
Cone Brown	TQ0PN1085LW	TM0PN1085LW	TR4PN1085LW	TH0PN1085LW	TS4PN1085LW
Light Maple	TQ0MA1089LW	TM0MA1089LW	TR4MA1089LW	TH0MA1089LW	TS4MA1089LW
Natural Ash	TQ0AS1090LW	TM0AS1090LW	TR4AS1090LW	TH0AS1090LW	TS4AS1090LW